




HOCHMEISTER BATTLEFLEET - ASSEMBLY INSTRUCTIONS



**USE THESE PARTS TO BUILD
A HOCHMEISTER OR METZGER VITRUVIAN COLOSSUS**




**WARCRADLE
STUDIOS**

**RINSE SPRUES IN WARM SOAPY WATER TO REMOVE ANY
MOULD RELEASE BEFORE ASSEMBLY.**

WARCRADLE STUDIOS IS A TRADING NAME OF WAYLAND GAMES LIMITED. DYSTOPIAN WARS IS A TRADEMARK OF WAYLAND GAMES LIMITED.
ILLUSTRATIONS AND DESIGNS ARE COPYRIGHT © 2021 WAYLAND GAMES LIMITED.



HOCHMEISTER BATTLEFLEET - ASSEMBLY INSTRUCTIONS




* ARMS CAN BE BENT AT THE ELBOW, AND GLUED IN PLACE AS DESIRED

**USE THESE PARTS TO BUILD
A HOCHMEISTER OR METZGER VITRUVIAN COLOSSUS**



**USE THESE PARTS TO BUILD
A HOCHMEISTER OR METZGER VITRUVIAN COLOSSUS**



* BALL JOINT OF ARMS CAN BE POSITIONED AND GLUED IN PLACE AS DESIRED

**USE THESE PARTS TO BUILD
A HOCHMEISTER OR METZGER VITRUVIAN COLOSSUS**



HOCHMEISTER BATTLEFLEET - ASSEMBLY INSTRUCTIONS



MACE WEAPON OPTION



SWORD WEAPON OPTION



HOCHMEISTER VITRUVIAN COLOSSUS




HOCHMEISTER BATTLEFLEET - ASSEMBLY INSTRUCTIONS



STURMBRINGER WEAPON OPTION

UBER VOLT VIERLING WEAPON OPTION



METZGER VITRUVIAN COLOSSUS