

DOMINION OF THE DRAGON
CROWN
FACTION
ASSEMBLY GUIDE



HARDPOINT ICONS (🔒 🛡️): WHEN A HARDPOINT ICON IS SHOWN IN THE ASSEMBLY INSTRUCTIONS FOR A MODEL, IT CAN BE BUILT WITH ANY OF THE TURRET OPTIONS FROM THIS PAGE THAT HAVE A MATCHING ICON. IT IS RECOMMENDED THESE TURRETS ARE NOT GLUED IN PLACE, SO THEY CAN BE SWITCHED OUT BETWEEN GAMES.

CROWN HEAVY HARDPOINT OPTIONS

PARTS CAN BE FOUND ON THE **CROWN FRONTLINE SQUADRONS** SPRUE, **CROWN DOMINION SUPPORT SQUADRONS** SPRUE (GREY NUMBERS) **AND** **CROWN/SULTANATE ADD-ON** SPRUE (BLACK NUMBERS)



13-14

THIS COMPONENT SHOULD ONLY BE USED WITH SULTANATE MODELS

🔒
HEAVY GUN BATTERY



🔒
MAJESTIC CANNONS



🔒
HEAVY ROCKET BATTERIES



🔒
HEAVY SWIFT TORPEDO TURRETS



CROWN LIGHT HARDPOINT OPTIONS

PARTS CAN BE FOUND ON THE **CROWN FRONTLINE SQUADRONS** SPRUE, **CROWN DOMINION SUPPORT SQUADRONS** SPRUE **AND** **CROWN/SULTANATE ADD-ON** SPRUE (BLACK NUMBERS)

🛡️
LIGHT GUN BATTERIES



🛡️
LIGHT ROCKET BATTERY



🛡️
SWIFT TORPEDO TURRET



CROWN GENERATOR OPTIONS

PARTS CAN BE FOUND ON THE **CROWN FRONTLINE SQUADRONS SPRUE**
AND **CROWN/SULTANATE ADD-ON SPRUE** (BLACK NUMBERS)

NOTE: ON SOME MODELS, GENERATORS CAN REPLACE HARDPOINTS (🔒 🛡️) OR AS AN
ALTERNATIVE TO AN ALREADY EXISTING GENERATOR. SEE YOUR ORBAT FOR SPECIFIC OPTIONS.

GUARDIAN GENERATOR



67-68

SHIELD GENERATOR



1

FURY GENERATOR



2

ATOMIC GENERATOR



3

MAGNETIC GENERATOR



4

REPULSION FIELD GENERATOR



5




SHROUD GENERATOR



6




ALBION, LANCELOT, PICTON, BEDIVERE, SABRE, HOTSPUR AND IGRAINE (BRITISH)

PARTS CAN BE FOUND ON THE **CROWN FRONTLINE SQUADRONS** SPRUES



ALBION, LANCELOT, PICTON, BEDIVERE, SABRE, HOTSPUR AND IGRAINE (CANADIAN)


PARTS CAN BE FOUND ON THE **CROWN FRONTLINE SQUADRONS** SPRUES



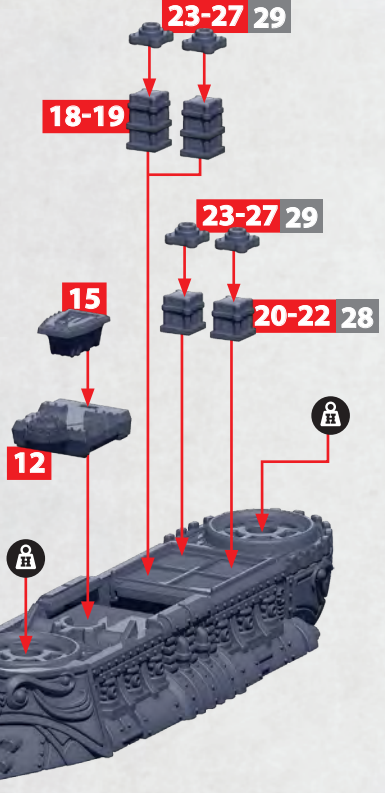
ALBION CRUISER (BRITISH)

PARTS CAN BE FOUND ON THE **CROWN FRONTLINE SQUADRONS SPRUE**,
CROWN DOMINION SUPPORT SQUADRONS SPRUE (GREY NUMBERS) AND
CROWN/SULTANATE ADD-ON SPRUE (SOME HARDPOINT (H) / (L) OPTIONS)


SEE PAGE 4 FOR
SIDES AND PROW BUILD



CHECK PARTS 10 AND 13
TO ENSURE YOU HAVE THE
CORRECT SIDE




FINAL BUILD
SHOWN WITH
STANDARD
HEAVY GUN
BATTERY



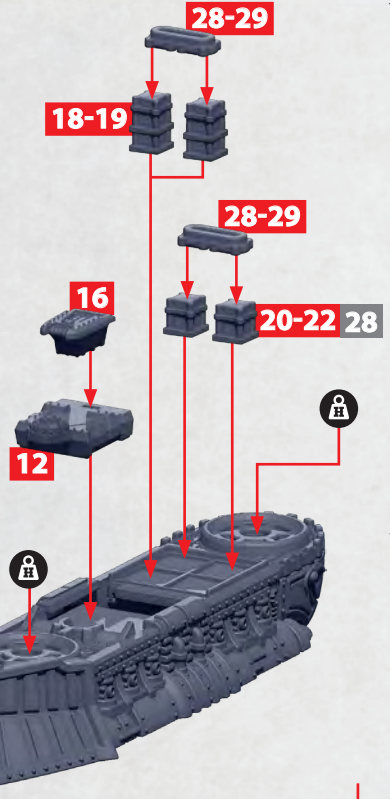
ALBION CRUISER (CANADIAN)

PARTS CAN BE FOUND ON THE **CROWN FRONTLINE SQUADRONS SPRUE**,
CROWN DOMINION SUPPORT SQUADRONS SPRUE (GREY NUMBERS) AND
CROWN/SULTANATE ADD-ON SPRUE (SOME HARDPOINT (H) / (I) OPTIONS)


SEE PAGE 4 FOR
SIDES AND PROW BUILD



CHECK PARTS 10 AND 13
TO ENSURE YOU HAVE THE
CORRECT SIDE



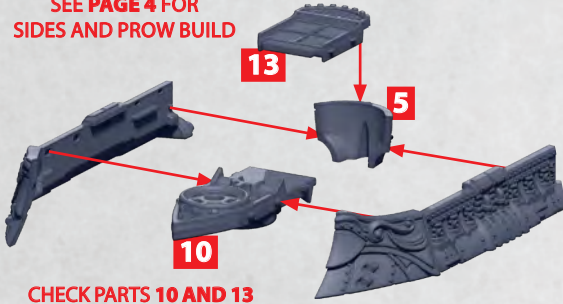
FINAL BUILD
SHOWN WITH
STANDARD
HEAVY GUN
BATTERY



BEDIVERE MONITOR (BRITISH)

PARTS CAN BE FOUND ON THE **CROWN FRONTLINE SQUADRONS SPRUE**
CROWN DOMINION SUPPORT SQUADRONS SPRUE (GREY NUMBERS) **AND**
CROWN/SULTANATE ADD-ON SPRUE (SOME HARDPOINT (H) / (I) OPTIONS)


SEE PAGE 4 FOR
SIDES AND PROW BUILD



CHECK PARTS 10 AND 13
TO ENSURE YOU HAVE THE
CORRECT SIDE




FINAL BUILD
SHOWN WITH
STANDARD
HEAVY GUN
BATTERY



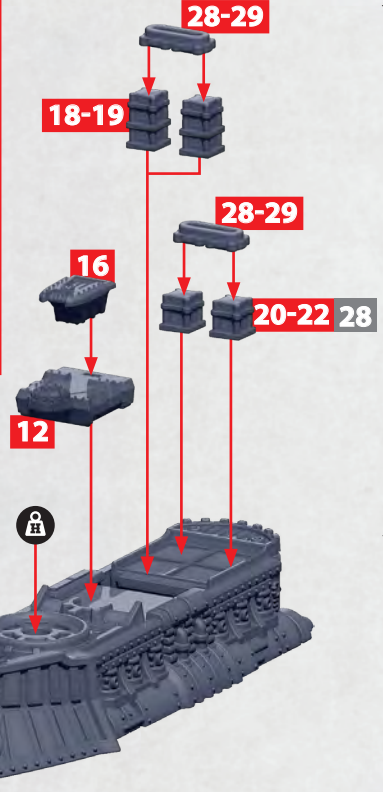
BEDIVERE MONITOR (CANADIAN)

PARTS CAN BE FOUND ON THE **CROWN FRONTLINE SQUADRONS SPRUE**
CROWN DOMINION SUPPORT SQUADRONS SPRUE (GREY NUMBERS) **AND**
CROWN/SULTANATE ADD-ON SPRUE (SOME HARDPOINT (H) / (I) OPTIONS)


SEE PAGE 4 FOR
SIDES AND PROW BUILD



CHECK PARTS 10 AND 13
TO ENSURE YOU HAVE THE
CORRECT SIDE



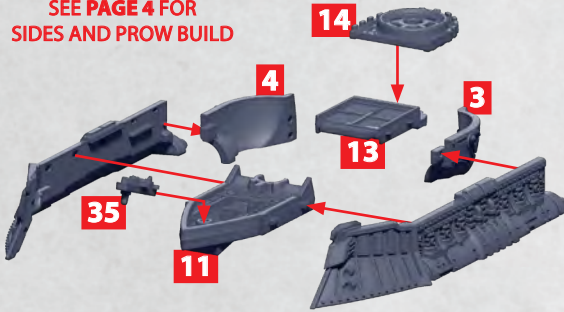
FINAL BUILD
SHOWN WITH
STANDARD
HEAVY GUN
BATTERY




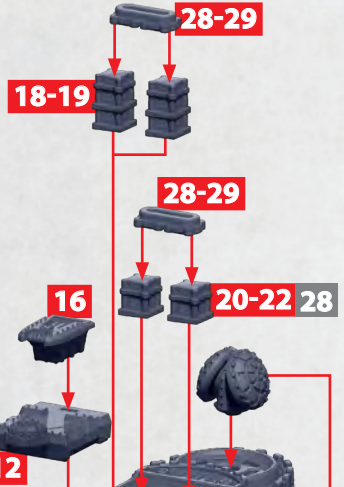
IGRAINE SUPPORT CRUISER (CANADIAN)

PARTS CAN BE FOUND ON THE **CROWN FRONTLINE SQUADRONS SPRUE**,
CROWN DOMINION SUPPORT SQUADRONS SPRUE (GREY NUMBERS) AND
CROWN/SULTANATE ADD-ON SPRUE (SOME HARDPOINT (A) / (B) OPTIONS)

SEE PAGE 4 FOR
SIDES AND PROW BUILD



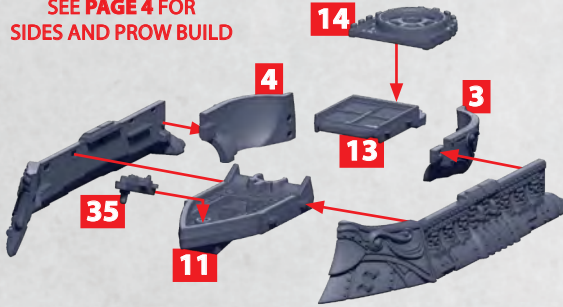
CHECK PART 11 AND 13 TO ENSURE
YOU HAVE THE CORRECT SIDE




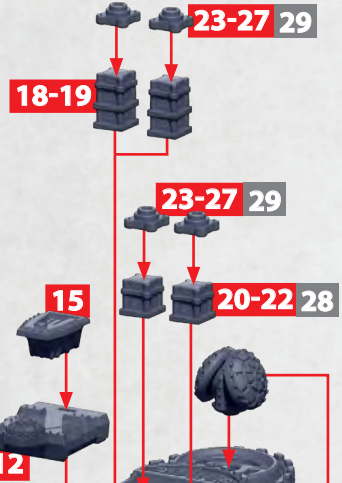
IGRAINE SUPPORT CRUISER (BRITISH)

PARTS CAN BE FOUND ON THE **CROWN FRONTLINE SQUADRONS SPRUE**,
CROWN DOMINION SUPPORT SQUADRONS SPRUE (GREY NUMBERS) AND
CROWN/SULTANATE ADD-ON SPRUE (SOME HARDPOINT (A, B) OPTIONS)

SEE PAGE 4 FOR
SIDES AND PROW BUILD


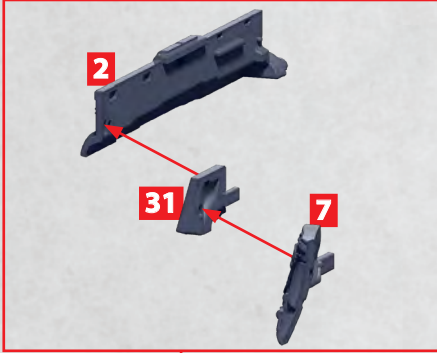


CHECK PART 11 AND 13 TO ENSURE
YOU HAVE THE CORRECT SIDE




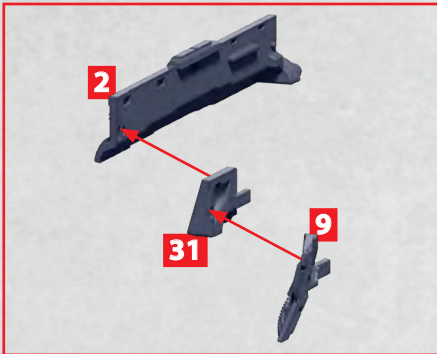
HOTSPUR, LANCELOT, PICTON AND SABRE SIDES AND PROW (BRITISH)

PARTS CAN BE FOUND ON THE CROWN FRONTLINE SQUADRONS SPRUE



HOTSPUR, LANCELOT, PICTON AND SABRE SIDES AND PROW (CANADIAN)

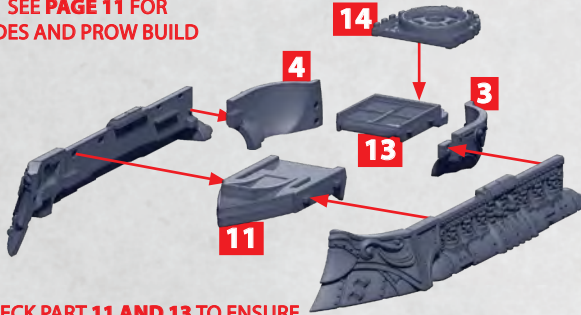
PARTS CAN BE FOUND ON THE CROWN FRONTLINE SQUADRONS SPRUE



HOTSPUR SUPPORT CARRIER (BRITISH)

PARTS CAN BE FOUND ON THE CROWN FRONTLINE SQUADRONS SPRUE

SEE PAGE 11 FOR
SIDES AND PROW BUILD



CHECK PART 11 AND 13 TO ENSURE
YOU HAVE THE CORRECT SIDE





ROTATE
180°



HOTSPUR SUPPORT CARRIER (BRITISH) CONTINUED

PARTS CAN BE FOUND ON THE **CROWN FRONTLINE SQUADRONS SPRUE**,
CROWN DOMINION SUPPORT SQUADRONS SPRUE (GREY NUMBERS) AND
CROWN/SULTANATE ADD-ON SPRUE (SOME HARDPOINT (H), (I) OPTIONS)



HOTSPUR SUPPORT CARRIER (CANADIAN)

PARTS CAN BE FOUND ON THE **CROWN FRONTLINE SQUADRONS** SPRUES

SEE PAGE 11 FOR
SIDES AND PROW BUILD



CHECK PART 11 AND 13 TO ENSURE
YOU HAVE THE CORRECT SIDE





ROTATE
180°



HOTSPUR SUPPORT CARRIER (CANADIAN) CONTINUED

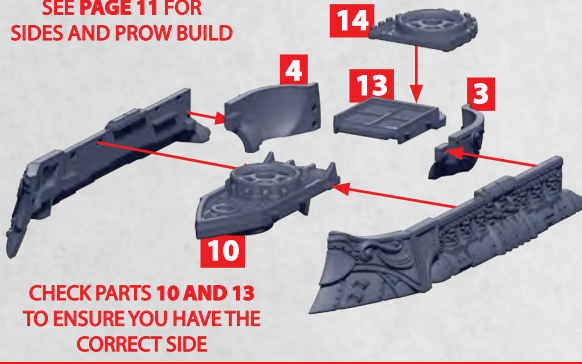
PARTS CAN BE FOUND ON THE **CROWN FRONTLINE SQUADRONS SPRUE**,
CROWN DOMINION SUPPORT SQUADRONS SPRUE (GREY NUMBERS) AND
CROWN/SULTANATE ADD-ON SPRUE (SOME HARDPOINT (🔒) / (🛡️) OPTIONS)



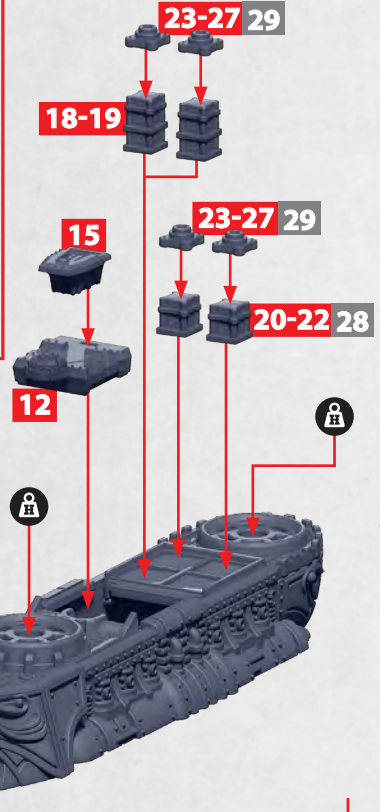
LANCELOT HEAVY CRUISER (BRITISH)

PARTS CAN BE FOUND ON THE **CROWN FRONTLINE SQUADRONS SPRUE**, **CROWN DOMINION SUPPORT SQUADRONS SPRUE** (GREY NUMBERS) AND **CROWN/SULTANATE ADD-ON SPRUE** (SOME HARDPOINT (H) / (I) OPTIONS)

SEE PAGE 11 FOR SIDES AND PROW BUILD



CHECK PARTS 10 AND 13 TO ENSURE YOU HAVE THE CORRECT SIDE




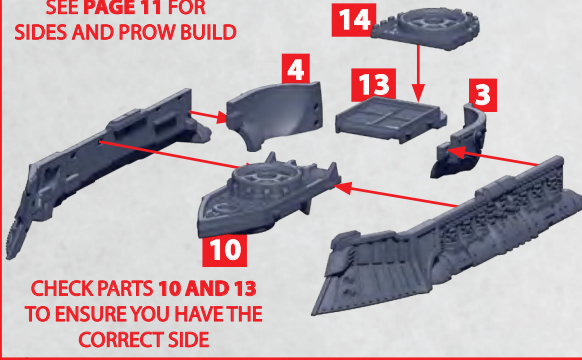
FINAL BUILD SHOWN WITH STANDARD HEAVY GUN BATTERY



LANCELOT HEAVY CRUISER (CANADIAN)

PARTS CAN BE FOUND ON THE **CROWN FRONTLINE SQUADRONS SPRUE**,
CROWN DOMINION SUPPORT SQUADRONS SPRUE (GREY NUMBERS) AND
CROWN/SULTANATE ADD-ON SPRUE (SOME HARDPOINT (H) / (I) OPTIONS)

SEE PAGE 11 FOR
SIDES AND PROW BUILD




FINAL BUILD
SHOWN WITH
STANDARD
HEAVY GUN
BATTERY




SABRE COMMAND CRUISER (BRITISH)

PARTS CAN BE FOUND ON THE **CROWN FRONTLINE SQUADRONS SPRUE**,
CROWN DOMINION SUPPORT SQUADRONS SPRUE (GREY NUMBERS) AND
CROWN/SULTANATE ADD-ON SPRUE (SOME HARDPOINT (H) / (L) OPTIONS)

SEE PAGE 11 FOR
SIDES AND PROW BUILD



CHECK PARTS 10 AND 13
TO ENSURE YOU HAVE THE
CORRECT SIDE



FINAL BUILD
SHOWN WITH
STANDARD
HEAVY GUN
BATTERY



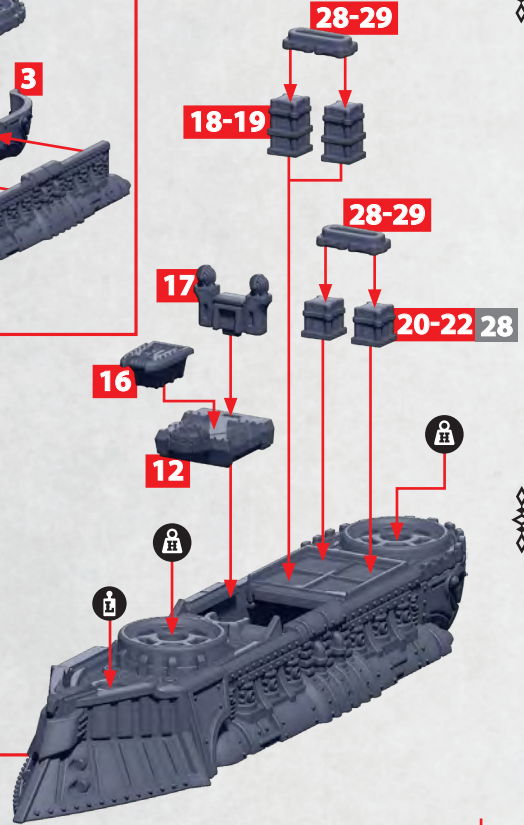
SABRE COMMAND CRUISER (CANADIAN)

PARTS CAN BE FOUND ON THE **CROWN FRONTLINE SQUADRONS SPRUE**,
CROWN DOMINION SUPPORT SQUADRONS SPRUE (GREY NUMBERS) AND
CROWN/SULTANATE ADD-ON SPRUE (SOME HARDPOINT (H) / (E) OPTIONS)

SEE PAGE 11 FOR
SIDES AND PROW BUILD



CHECK PARTS 10 AND 13
TO ENSURE YOU HAVE THE
CORRECT SIDE




FINAL BUILD
SHOWN WITH
STANDARD
HEAVY GUN
BATTERY



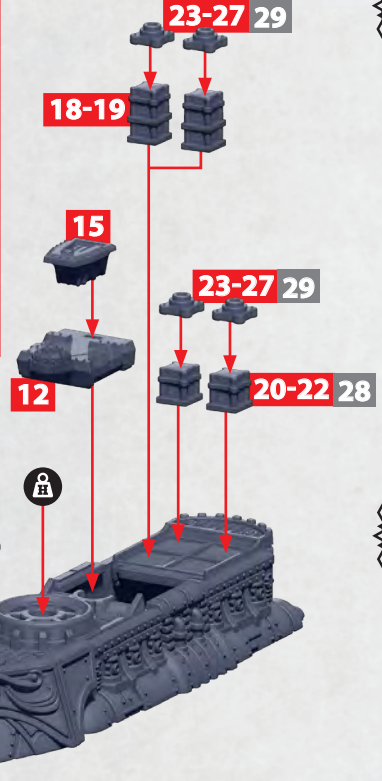
PICTON LIGHT PATROL CRUISER (BRITISH)

PARTS CAN BE FOUND ON THE **CROWN FRONTLINE SQUADRONS SPRUE**,
CROWN DOMINION SUPPORT SQUADRONS SPRUE (GREY NUMBERS) AND
CROWN/SULTANATE ADD-ON SPRUE (SOME HARDPOINT (H) / (I) OPTIONS)


SEE PAGE 11 FOR
SIDES AND PROW BUILD



CHECK PARTS 10 AND 13
TO ENSURE YOU HAVE THE
CORRECT SIDE



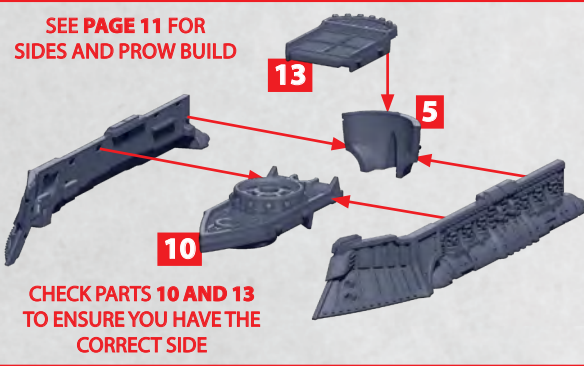
FINAL BUILD
SHOWN WITH
STANDARD
HEAVY GUN
BATTERY



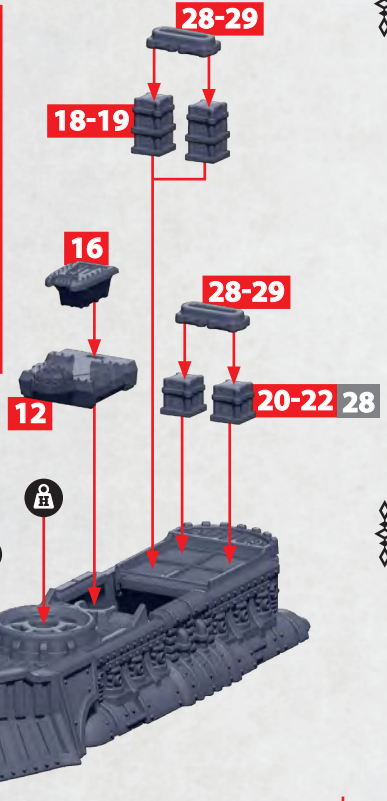
PICTON LIGHT PATROL CRUISER (CANADIAN)

PARTS CAN BE FOUND ON THE **CROWN FRONTLINE SQUADRONS SPRUE**, **CROWN DOMINION SUPPORT SQUADRONS SPRUE** (GREY NUMBERS) AND **CROWN/SULTANATE ADD-ON SPRUE** (SOME HARDPOINT (H), (I) OPTIONS)


SEE PAGE 11 FOR SIDES AND PROW BUILD



CHECK PARTS 10 AND 13 TO ENSURE YOU HAVE THE CORRECT SIDE


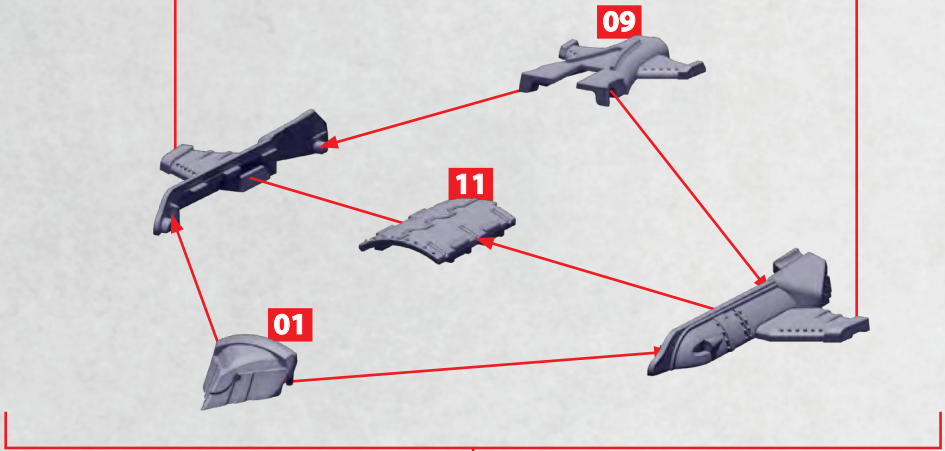
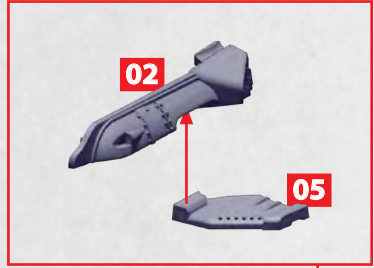


FINAL BUILD SHOWN WITH STANDARD HEAVY GUN BATTERY




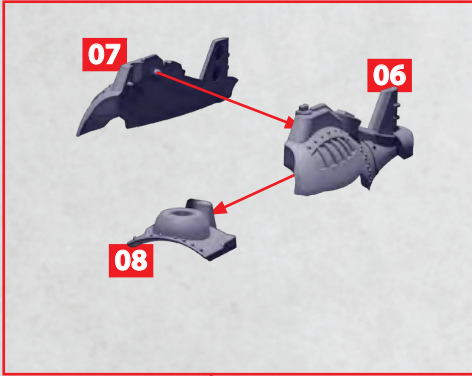
ISOLDE TORPEDO SUBMARINE-PROW ASSEMBLY

PARTS CAN BE FOUND ON THE **CROWN DOMINION SUPPORT SQUADRONS** SPRUE




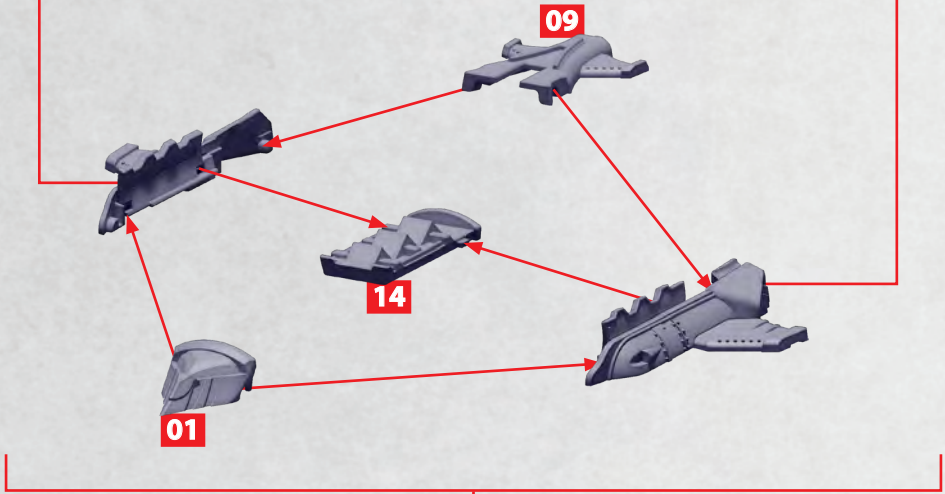

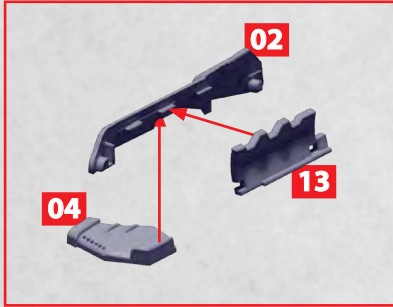
ISOLDE TORPEDO SUBMARINE

PARTS CAN BE FOUND ON THE **CROWN DOMINION SUPPORT SQUADRONS SPRUE AND**
CROWN FRONTLINE SQUADRONS SPRUE (GREY NUMBERS)



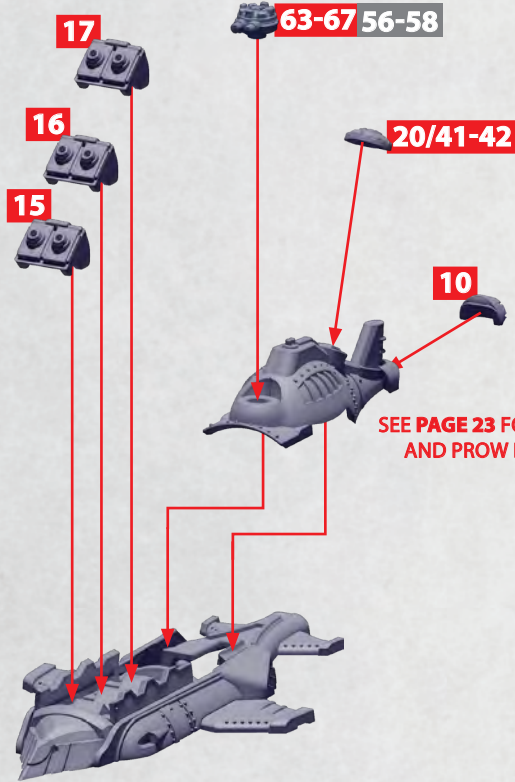
VIVIENNE FLAK SUBMARINE

PARTS CAN BE FOUND ON THE **CROWN DOMINION SUPPORT SQUADRONS** SPRUE




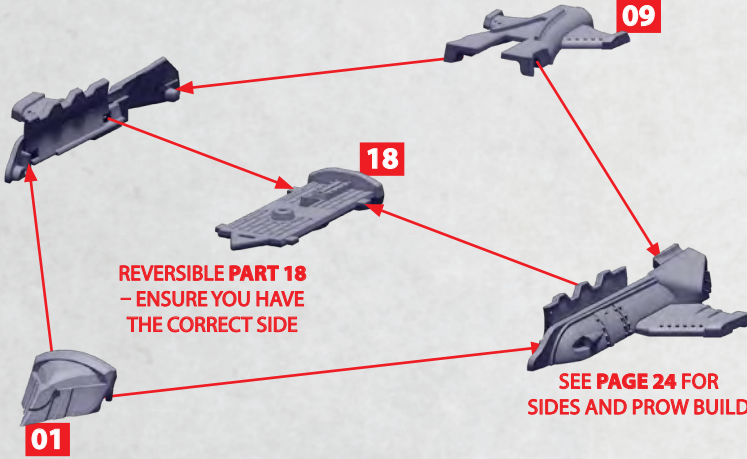
VIVIENNE FLAK SUBMARINE

PARTS CAN BE FOUND ON THE **CROWN DOMINION SUPPORT SQUADRONS SPRUE AND**
CROWN FRONTLINE SQUADRONS SPRUE (GREY NUMBERS)



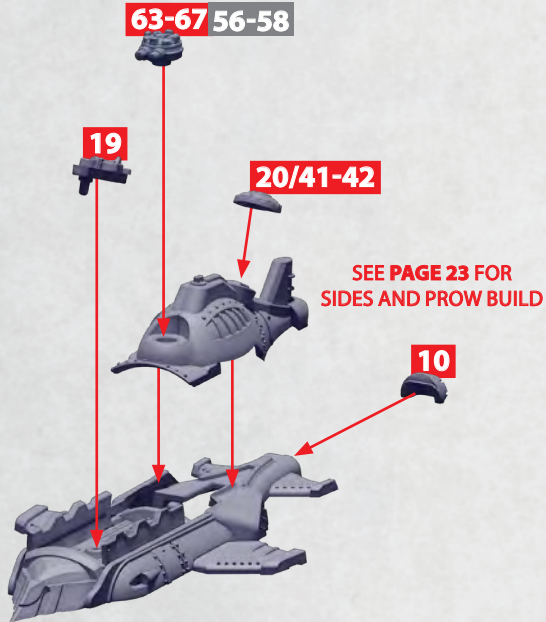
LAUDINE BOMBARDMENT SUBMARINE

PARTS CAN BE FOUND ON THE **CROWN DOMINION SUPPORT SQUADRONS** SPRUE




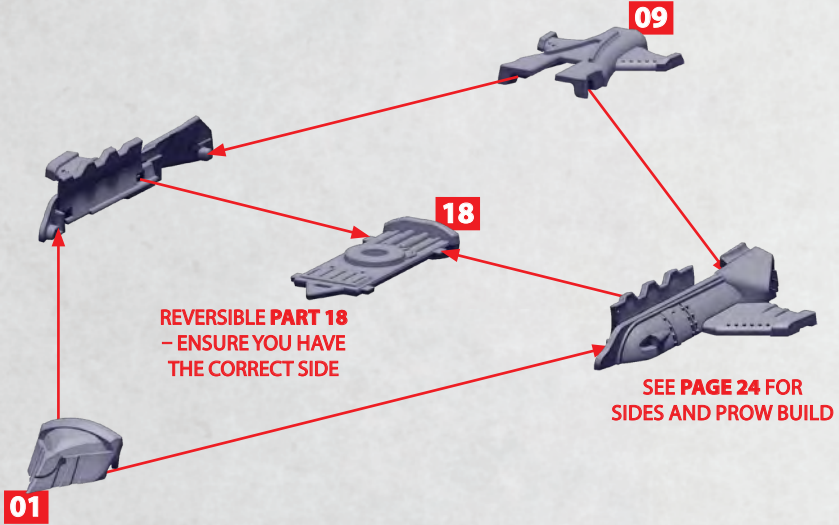
LAUDINE BOMBARDMENT SUBMARINE

PARTS CAN BE FOUND ON THE **CROWN DOMINION SUPPORT SQUADRONS SPRUE** AND
CROWN FRONTLINE SQUADRONS SPRUE (GREY NUMBERS)



LADY RAGNELL HEAVY SUBMARINE

PARTS CAN BE FOUND ON THE **CROWN DOMINION SUPPORT SQUADRONS** SPRUE



LADY RAGNELL HEAVY SUBMARINE



PARTS CAN BE FOUND ON THE **CROWN DOMINION SUPPORT SQUADRONS SPRUE AND**
CROWN FRONTLINE SQUADRONS SPRUE (GREY NUMBERS)

63-67 56-58




SEE PAGE 23 FOR
SIDES AND PROW BUILD

59-61 50-51



INUIT STRIKE ROTORS

PARTS CAN BE FOUND ON THE **CROWN DOMINION SUPPORT SQUADRONS** SPRUE



20/41-42

37

38

39

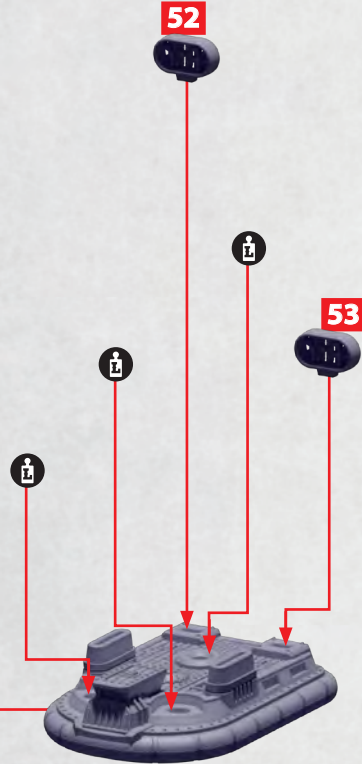

40

X2




GHARIAL HOVERCRAFT

PARTS CAN BE FOUND ON THE **CROWN DOMINION SUPPORT SQUADRONS SPRUE**
CROWN/SULTANATE ADD-ON SPRUE (SOME HARDPOINT (🔒) / (🛡️) OPTIONS)




AERIAL ESCORTS

PARTS CAN BE FOUND ON THE **CROWN DOMINION SUPPORT SQUADRONS** SPRUE




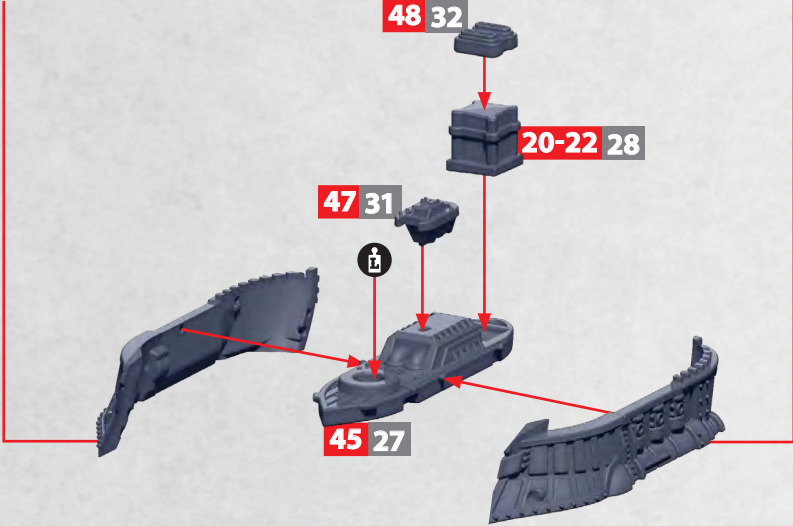
CALIBURN FRIGATE (BRITISH)

PARTS CAN BE FOUND ON THE **CROWN FRONTLINE SQUADRONS SPRUE**,
CROWN DOMINION SUPPORT SQUADRONS SPRUE (GREY NUMBERS) AND
CROWN/SULTANATE ADD-ON SPRUE (SOME HARDPOINT (A) / (B) OPTIONS)




CALIBURN FRIGATE (CANADIAN)

PARTS CAN BE FOUND ON THE **CROWN FRONTLINE SQUADRONS SPRUE**,
CROWN DOMINION SUPPORT SQUADRONS SPRUE (GREY NUMBERS) **AND**
CROWN/SULTANATE ADD-ON SPRUE (**SOME HARDPOINT** (🔒) **OPTIONS**)



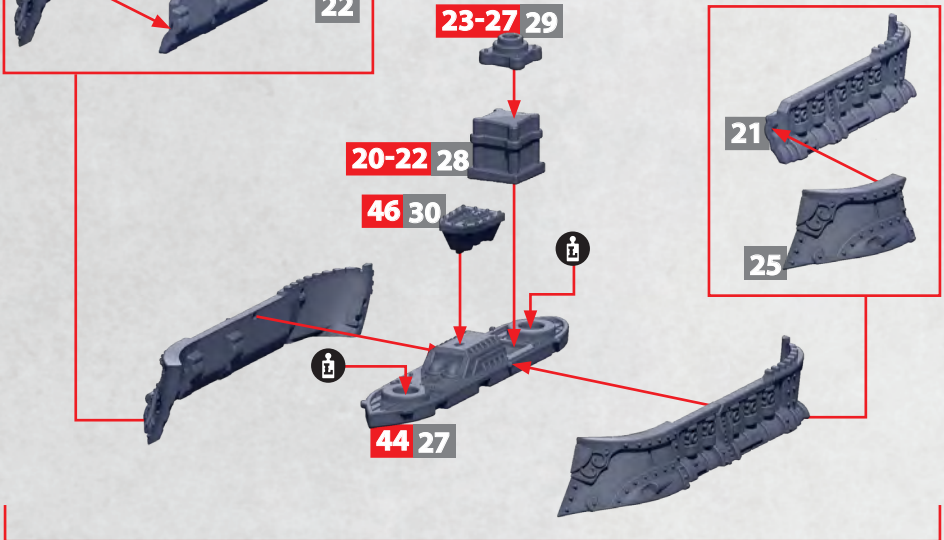
EXCALIBUR HEAVY DESTROYER (BRITISH)

PARTS CAN BE FOUND ON THE **CROWN FRONTLINE SQUADRONS SPRUE**,
CROWN DOMINION SUPPORT SQUADRONS SPRUE (GREY NUMBERS) AND
CROWN/SULTANATE ADD-ON SPRUE (SOME HARDPOINT (H) / (I) OPTIONS)




OR

OR



EXCALIBUR HEAVY DESTROYER (CANADIAN)


PARTS CAN BE FOUND ON THE **CROWN FRONTLINE SQUADRONS SPRUE**,
CROWN DOMINION SUPPORT SQUADRONS SPRUE (GREY NUMBERS) **AND**
CROWN/SULTANATE ADD-ON SPRUE (SOME HARDPOINT (H) / (I) OPTIONS)



OR




OR




DEFIANCE FIGHTERS SRS TOKEN

PARTS CAN BE FOUND ON THE **CROWN FRONTLINE SQUADRONS SPRUE**
AND CROWN/SULTANATE ADD-ON SPRUE (BLACK NUMBERS)



16

THIS COMPONENT
IS ONLY USED IN
SULTANATE FORCES.



GROUND ASSAULT TOKEN

PARTS CAN BE FOUND ON THE **CROWN DOMINION SUPPORT SQUADRON SPRUE**

