



ALBION, BEDIVERE AND IGRAINE SIDES AND PROW (BRITISH)

PARTS CAN BE FOUND ON THE **CROWN FRONTLINE SQUADRONS** SPRUES



ALBION, BEDIVERE AND IGRAINE SIDES AND PROW (CANADIAN)

PARTS CAN BE FOUND ON THE **CROWN FRONTLINE SQUADRONS** SPRUES



HEAVY HARDPOINT OPTIONS

PARTS CAN BE FOUND ON THE **CROWN FRONTLINE SQUADRONS SPRUE**
AND **CROWN/SULTANATE ADD-ON SPRUE** (BLACK NUMBERS)

HADPOINT ICONS

WHEN A HARDPOINT ICON IS SHOWN IN THE ASSEMBLY INSTRUCTIONS FOR A MODEL, IT CAN BE BUILT WITH ANY OF THE TURRET OPTIONS FROM THIS PAGE THAT HAVE A MATCHING ICON. IT IS RECOMMENDED THESE TURRETS ARE NOT GLUED IN PLACE, SO THEY CAN BE SWITCHED OUT BETWEEN GAMES.



13-14

THIS COMPONENT
SHOULD ONLY
BE USED WITH
SULTANATE MODELS


HEAVY GUN
BATTERY



11-12



9-10



15-16


MAJESTIC
CANNONS



50-51


HEAVY ROCKET
BATTERIES



52-53


HEAVY SWIFT
TORPEDO TURRETS



54-55

LIGHT HARDPOINT OPTIONS

PARTS CAN BE FOUND ON THE **CROWN FRONTLINE SQUADRONS SPRUE**
AND **CROWN/SULTANATE ADD-ON SPRUE** (BLACK NUMBERS)


LIGHT GUN
BATTERIES



7-8



56-58


LIGHT ROCKET
BATTERY



59-61


SWIFT TORPEDO
TURRET

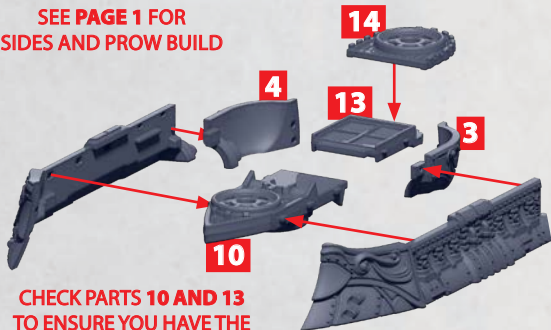


62-64

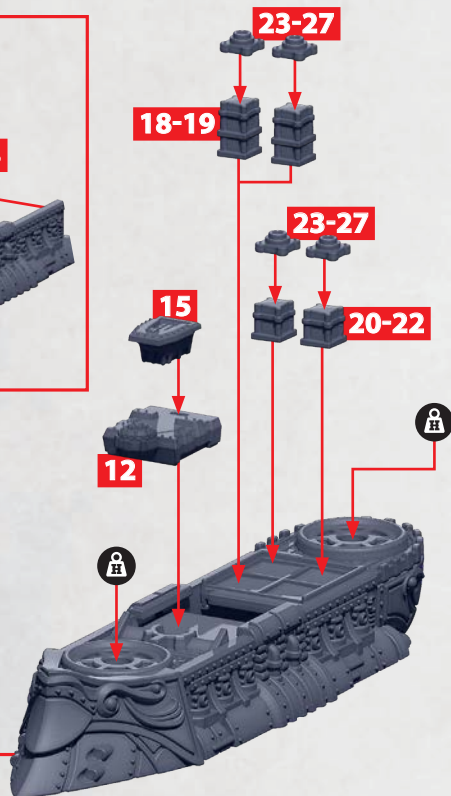
ALBION CRUISER (BRITISH)

PARTS CAN BE FOUND ON THE **CROWN FRONTLINE SQUADRONS** SPRUE
AND **CROWN/SULTANATE ADD-ON** SPRUE (BLACK NUMBERS)


SEE PAGE 1 FOR
SIDES AND PROW BUILD



CHECK PARTS 10 AND 13
TO ENSURE YOU HAVE THE
CORRECT SIDE




FINAL BUILD
SHOWN WITH
STANDARD
HEAVY GUN
BATTERY



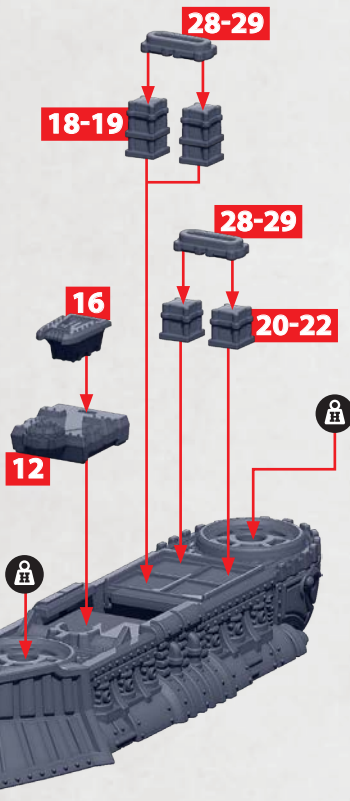
ALBION CRUISER (CANADIAN)

PARTS CAN BE FOUND ON THE **CROWN FRONTLINE SQUADRONS** SPRUE
AND **CROWN/SULTANATE ADD-ON** SPRUE (BLACK NUMBERS)


SEE PAGE 1 FOR
SIDES AND PROW BUILD



CHECK PARTS 10 AND 13
TO ENSURE YOU HAVE THE
CORRECT SIDE



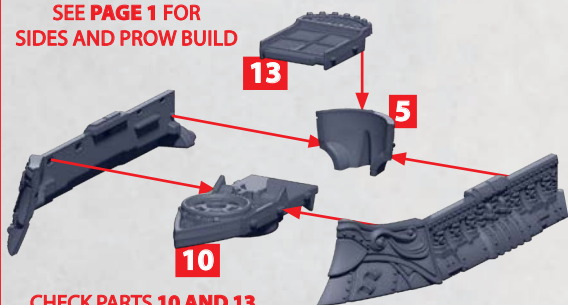
FINAL BUILD
SHOWN WITH
STANDARD
HEAVY GUN
BATTERY



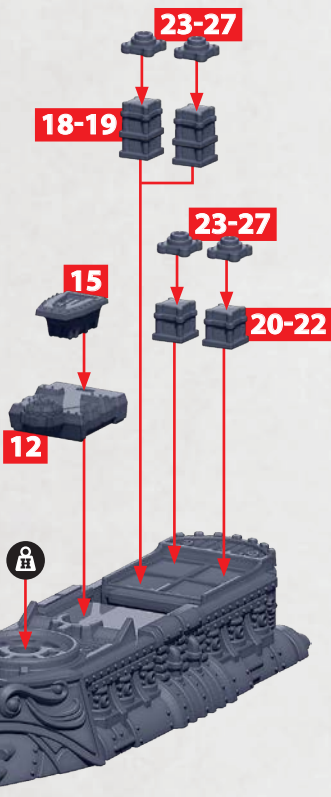
BEDIVERE MONITOR (BRITISH)

PARTS CAN BE FOUND ON THE **CROWN FRONTLINE SQUADRONS SPRUE**
AND **CROWN/SULTANATE ADD-ON SPRUE** (BLACK NUMBERS)


SEE **PAGE 1** FOR
SIDES AND PROW BUILD



CHECK PARTS **10 AND 13**
TO ENSURE YOU HAVE THE
CORRECT SIDE




FINAL BUILD
SHOWN WITH
STANDARD
HEAVY GUN
BATTERY



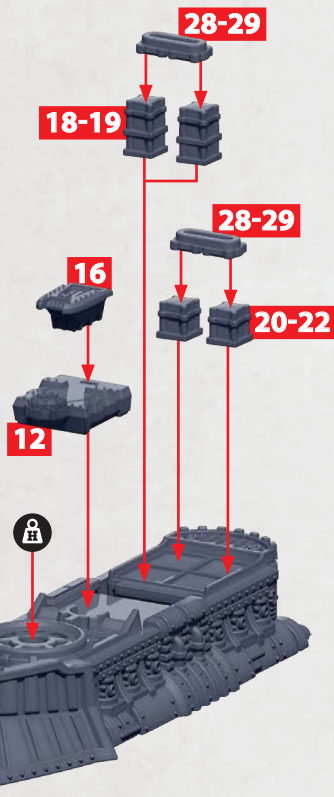
BEDIVERE MONITOR (CANADIAN)

PARTS CAN BE FOUND ON THE **CROWN FRONTLINE SQUADRONS** SPRUE
AND **CROWN/SULTANATE ADD-ON** SPRUE (BLACK NUMBERS)


SEE PAGE 1 FOR
SIDES AND PROW BUILD



CHECK PARTS 10 AND 13
TO ENSURE YOU HAVE THE
CORRECT SIDE



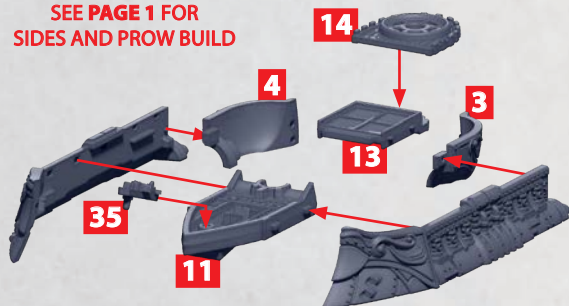
FINAL BUILD
SHOWN WITH
STANDARD
HEAVY GUN
BATTERY



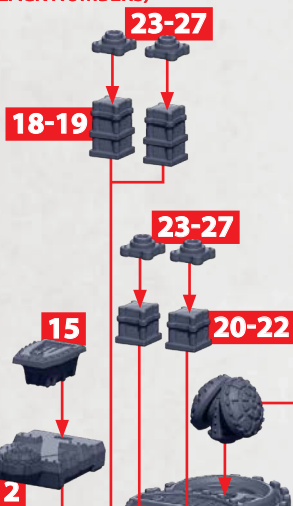
IGRAINE SUPPORT CRUISER (BRITISH)

PARTS CAN BE FOUND ON THE **CROWN FRONTLINE SQUADRONS SPRUE**
AND **CROWN/SULTANATE ADD-ON SPRUE** (BLACK NUMBERS)

SEE PAGE 1 FOR
SIDES AND PROW BUILD



CHECK PART 11 AND 13 TO ENSURE
YOU HAVE THE CORRECT SIDE




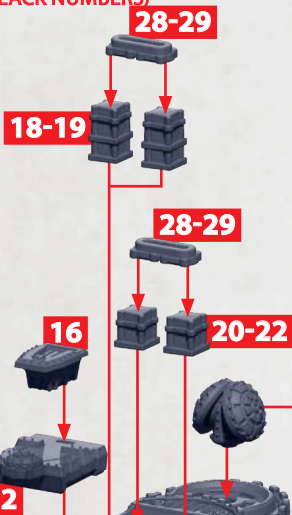
IGRAINE SUPPORT CRUISER (CANADIAN)

PARTS CAN BE FOUND ON THE **CROWN FRONTLINE SQUADRONS SPRUE**
AND **CROWN/SULTANATE ADD-ON SPRUE** (BLACK NUMBERS)

SEE PAGE 1 FOR
SIDES AND PROW BUILD



CHECK PART 11 AND 13 TO ENSURE
YOU HAVE THE CORRECT SIDE



HOTSPUR, LANCELOT, PICTON AND SABRE SIDES AND PROW (BRITISH)

PARTS CAN BE FOUND ON THE **CROWN FRONTLINE SQUADRONS** SPRUES



HOTSPUR, LANCELOT, PICTON AND SABRE SIDES AND PROW (CANADIAN)

PARTS CAN BE FOUND ON THE **CROWN FRONTLINE SQUADRONS** SPRUES




HOTSPUR SUPPORT CARRIER (BRITISH)

PARTS CAN BE FOUND ON THE **CROWN FRONTLINE SQUADRONS** SPRUES


SEE **PAGE 8** FOR
SIDES AND PROW BUILD



CHECK PART **11** AND **13** TO ENSURE
YOU HAVE THE CORRECT SIDE



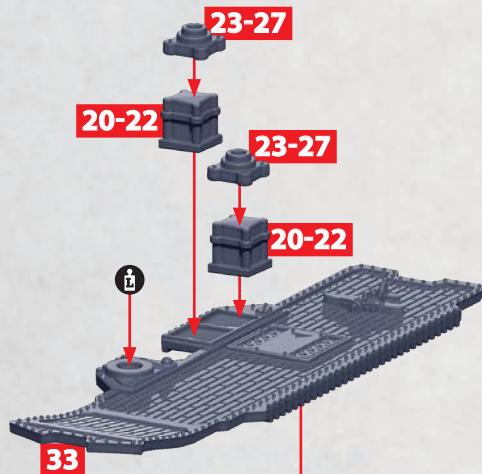


ROTATE
180°



HOTSPUR SUPPORT CARRIER (BRITISH) CONTINUED

PARTS CAN BE FOUND ON THE **CROWN FRONTLINE SQUADRONS SPRUE**
AND **CROWN/SULTANATE ADD-ON SPRUE** (BLACK NUMBERS)




HOTSPUR SUPPORT CARRIER (CANADIAN)

PARTS CAN BE FOUND ON THE **CROWN FRONTLINE SQUADRONS** SPRUES


SEE **PAGE 8** FOR
SIDES AND PROW BUILD



CHECK PART **11** AND **13** TO ENSURE
YOU HAVE THE CORRECT SIDE


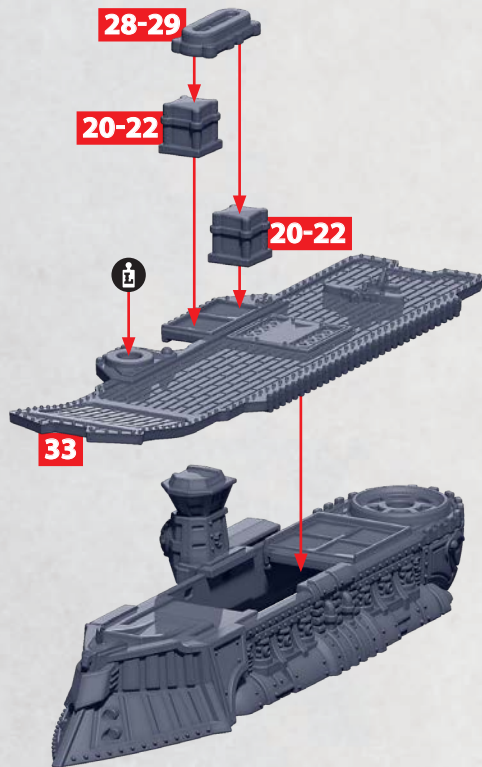


ROTATE
180°



HOTSPUR SUPPORT CARRIER (CANADIAN) CONTINUED


PARTS CAN BE FOUND ON THE **CROWN FRONTLINE SQUADRONS SPRUE**
AND **CROWN/SULTANATE ADD-ON SPRUE** (BLACK NUMBERS)



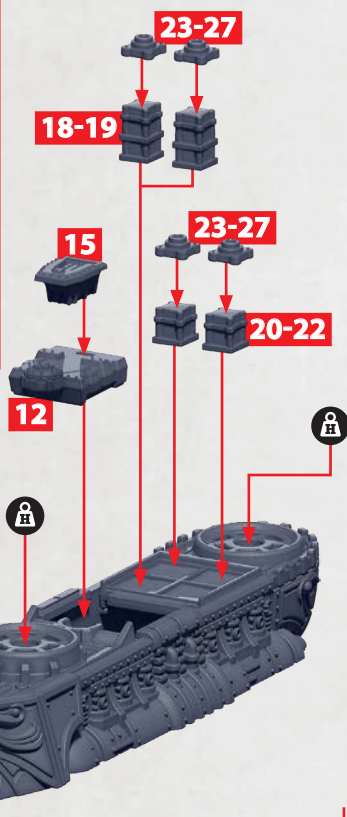
LANCELOT HEAVY CRUISER (BRITISH)

PARTS CAN BE FOUND ON THE **CROWN FRONTLINE SQUADRONS SPRUE**
AND **CROWN/SULTANATE ADD-ON SPRUE** (BLACK NUMBERS)


SEE PAGE 8 FOR
SIDES AND PROW BUILD



CHECK PARTS 10 AND 13
TO ENSURE YOU HAVE THE
CORRECT SIDE




FINAL BUILD
SHOWN WITH
STANDARD
HEAVY GUN
BATTERY



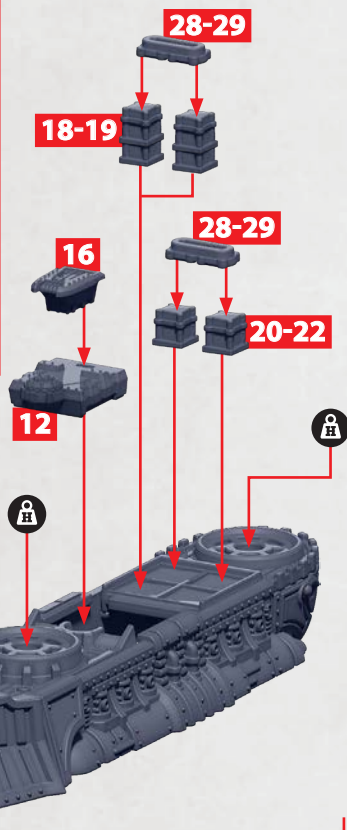
LANCELOT HEAVY CRUISER (CANADIAN)

PARTS CAN BE FOUND ON THE **CROWN FRONTLINE SQUADRONS SPRUE**
AND **CROWN/SULTANATE ADD-ON SPRUE** (BLACK NUMBERS)

SEE PAGE 8 FOR
SIDES AND PROW BUILD



CHECK PARTS 10 AND 13
TO ENSURE YOU HAVE THE
CORRECT SIDE




FINAL BUILD
SHOWN WITH
STANDARD
HEAVY GUN
BATTERY



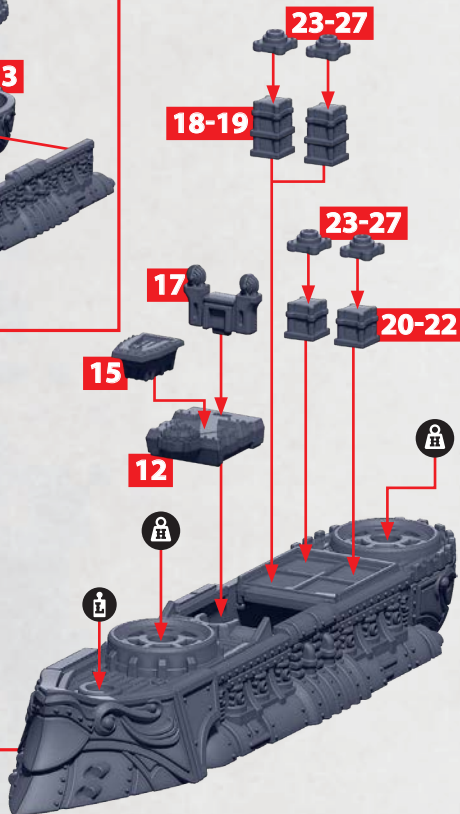
SABRE COMMAND CRUISER (BRITISH)

PARTS CAN BE FOUND ON THE **CROWN FRONTLINE SQUADRONS SPRUE**
AND **CROWN/SULTANATE ADD-ON SPRUE** (BLACK NUMBERS)


SEE PAGE 8 FOR
SIDES AND PROW BUILD



CHECK PARTS 10 AND 13
TO ENSURE YOU HAVE THE
CORRECT SIDE




FINAL BUILD
SHOWN WITH
STANDARD
HEAVY GUN
BATTERY



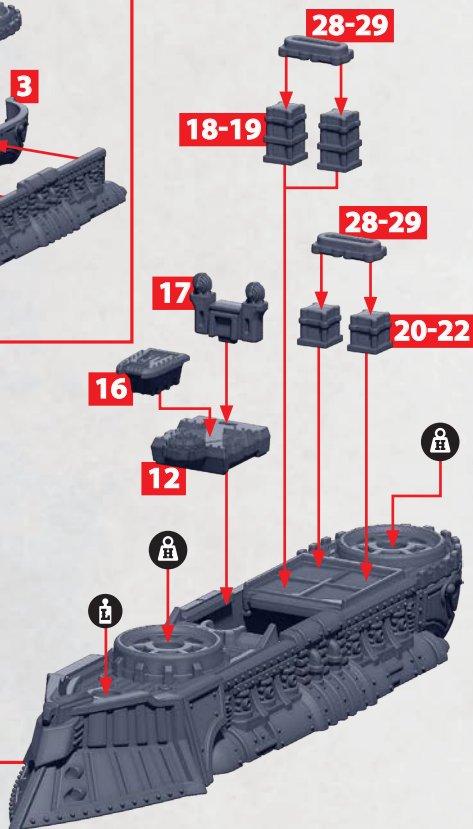
SABRE COMMAND CRUISER (CANADIAN)

PARTS CAN BE FOUND ON THE **CROWN FRONTLINE SQUADRONS SPRUE**
AND **CROWN/SULTANATE ADD-ON SPRUE** (BLACK NUMBERS)


SEE **PAGE 8** FOR
SIDES AND PROW BUILD



CHECK PARTS **10 AND 13**
TO ENSURE YOU HAVE THE
CORRECT SIDE



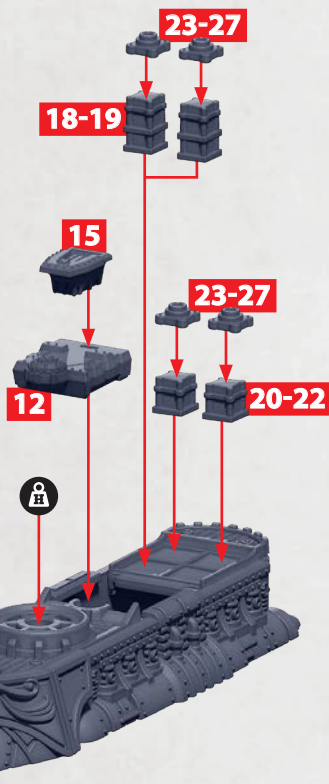

FINAL BUILD
SHOWN WITH
STANDARD
HEAVY GUN
BATTERY




PICTON LIGHT PATROL CRUISER (BRITISH)

PARTS CAN BE FOUND ON THE **CROWN FRONTLINE SQUADRONS SPRUE**
AND **CROWN/SULTANATE ADD-ON SPRUE** (BLACK NUMBERS)

SEE **PAGE 8** FOR
SIDES AND PROW BUILD



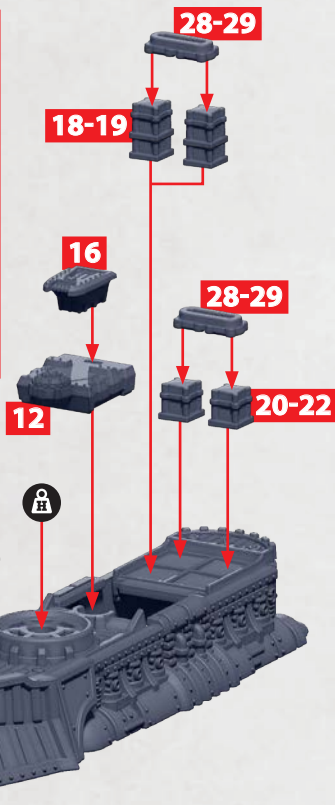
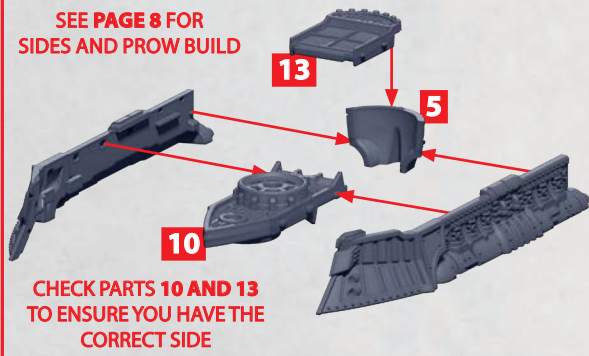
FINAL BUILD
SHOWN WITH
STANDARD
HEAVY GUN
BATTERY




PICTON LIGHT PATROL CRUISER (CANADIAN)

PARTS CAN BE FOUND ON THE **CROWN FRONTLINE SQUADRONS SPRUE**
AND **CROWN/SULTANATE ADD-ON SPRUE** (BLACK NUMBERS)

SEE **PAGE 8** FOR
SIDES AND PROW BUILD

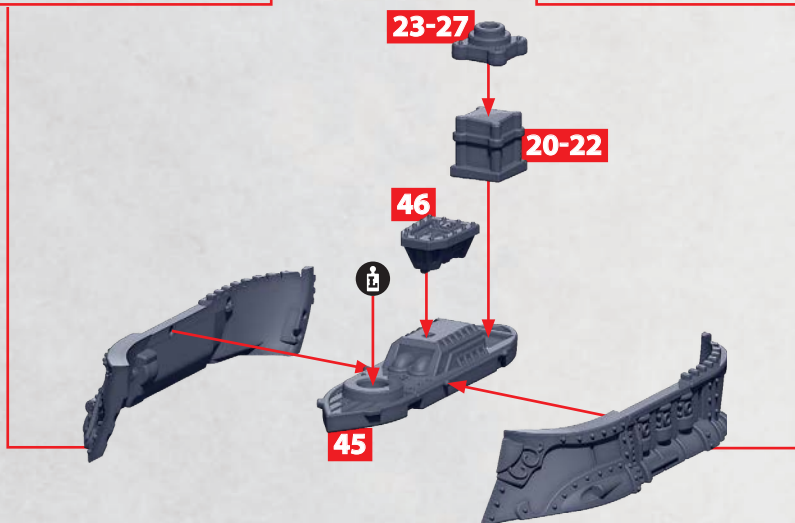



FINAL BUILD
SHOWN WITH
STANDARD
HEAVY GUN
BATTERY




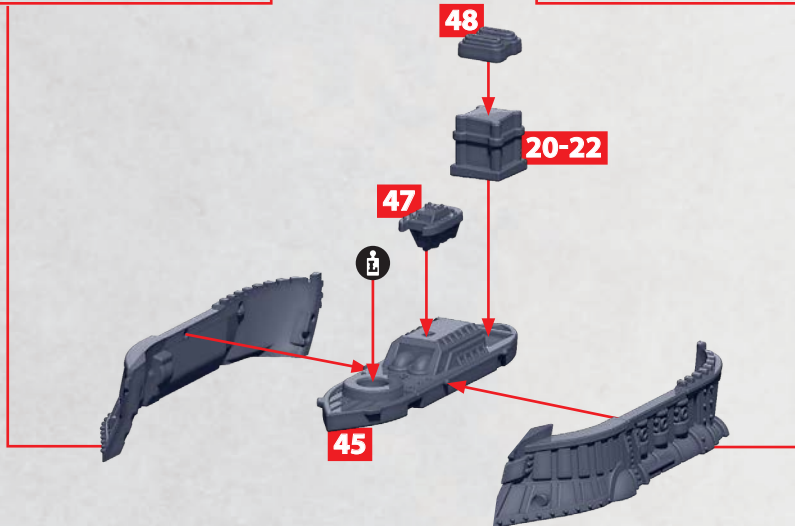

CALIBURN FRIGATE (BRITISH)

PARTS CAN BE FOUND ON THE **CROWN FRONTLINE SQUADRONS SPRUE**
AND **CROWN/SULTANATE ADD-ON SPRUE** (BLACK NUMBERS)



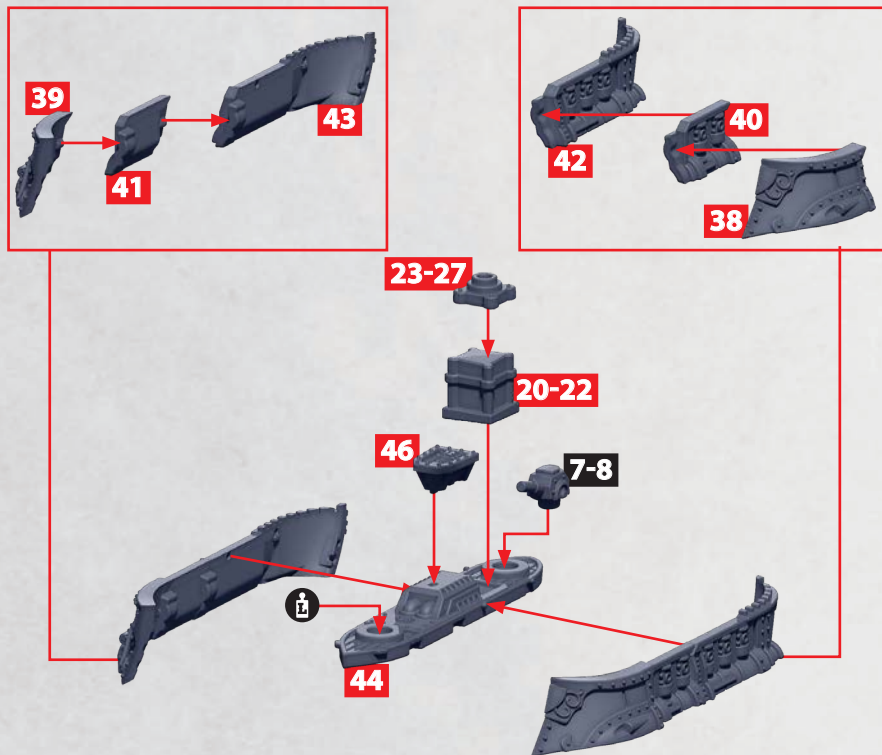
CALIBURN FRIGATE (CANADIAN)

PARTS CAN BE FOUND ON THE **CROWN FRONTLINE SQUADRONS** SPRUE
AND **CROWN/SULTANATE ADD-ON SPRUE** (BLACK NUMBERS)



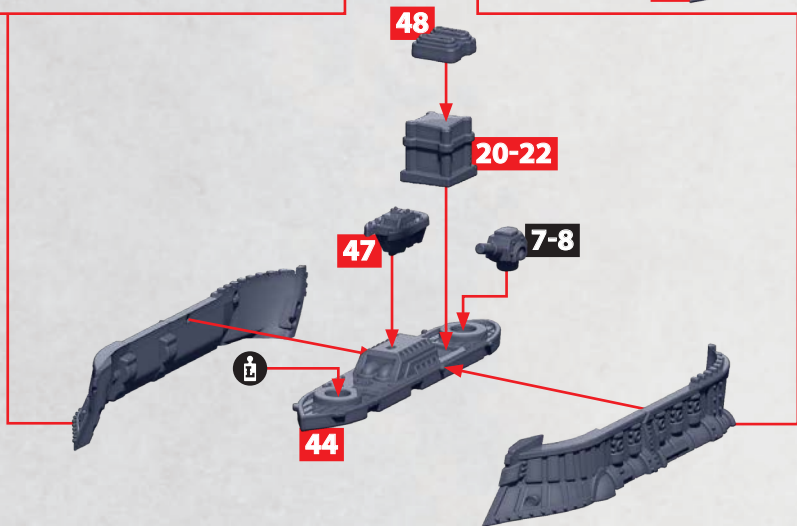

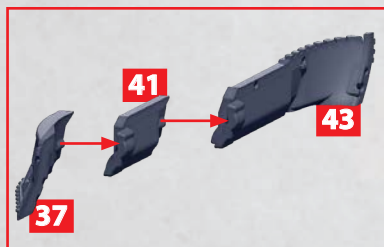
EXCALIBUR HEAVY DESTROYER (BRITISH)

PARTS CAN BE FOUND ON THE **CROWN FRONTLINE SQUADRONS SPRUE**
AND **CROWN/SULTANATE ADD-ON SPRUE** (BLACK NUMBERS)




EXCALIBUR HEAVY DESTROYER (CANADIAN)

PARTS CAN BE FOUND ON THE **CROWN FRONTLINE SQUADRONS** SPRUE
AND **CROWN/SULTANATE ADD-ON** SPRUE (BLACK NUMBERS)




DEFIANCE FIGHTERS SRS TOKEN

PARTS CAN BE FOUND ON THE **CROWN FRONTLINE SQUADRONS SPRUE**
AND **CROWN/SULTANATE ADD-ON SPRUE** (BLACK NUMBERS)



16

THIS COMPONENT
IS ONLY USED IN
SULTANATE FORCES.



ESCORT TOKENS

PARTS CAN BE FOUND ON THE **CROWN FRONTLINE SQUADRONS SPRUE**
AND **CROWN/SULTANATE ADD-ON SPRUE** (BLACK NUMBERS)

