




KETOS OR LOTAN CLASS ASSAULT MACHINE

PARTS CAN BE FOUND ON THE ENLIGHTENED ADVANCED SQUADRONS SPRUES




KETOS CLASS ASSAULT MACHINE

PARTS CAN BE FOUND ON THE ENLIGHTENED ADVANCED SQUADRONS SPRUES




LOTAN CLASS ASSAULT MACHINE

PARTS CAN BE FOUND ON THE ENLIGHTENED ADVANCED SQUADRONS SPRUES



ENLIGHTENED ESCORT


PARTS CAN BE FOUND ON THE ENLIGHTENED ADVANCED SQUADRONS SPRUES



BRIDGE FOR NEWTON CLASS SHIP

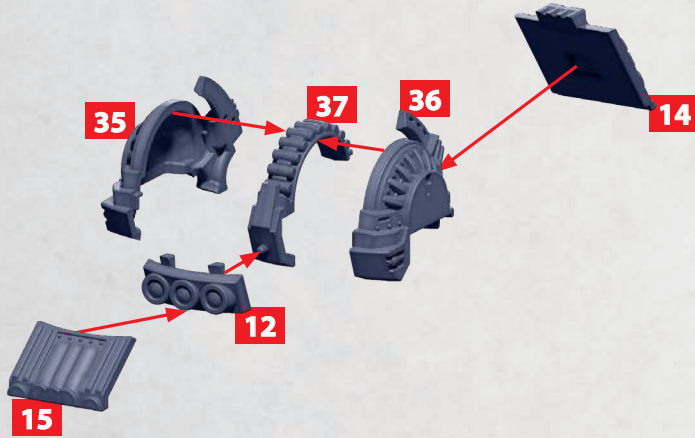
PARTS CAN BE FOUND ON THE ENLIGHTENED ADVANCED SQUADRONS SPRUES

NOTE PARTS PLACEMENT



BRIDGE FOR ZUMEENA CLASS SHIP


PARTS CAN BE FOUND ON THE ENLIGHTENED ADVANCED SQUADRONS SPRUES



BRIDGE FOR ORIGEN OR VESALIUS CLASS SHIP

PARTS CAN BE FOUND ON THE ENLIGHTENED ADVANCED SQUADRONS SPRUES

NOTE PARTS PLACEMENT



ADVANCED CRUISER HULL

PARTS CAN BE FOUND ON THE ENLIGHTENED ADVANCED SQUADRONS SPRUES



6

**PLEASE NOTE: THE VARIOUS
BRIDGE SECTION ASSEMBLED
FROM PAGES 6 & 7 MUST
BE ATTACHED TO THE SIDE
ELEMENTS (5 & 6) THEN FIXED
TO THE DECK (7) PRIOR TO
ATTACHING EACH SIDES OF
THE HULL (1 & 2 BELOW)**



5

SIDE A FOR ZUMEENA NEWTON
AND ORIGIN CLASS SHIPS

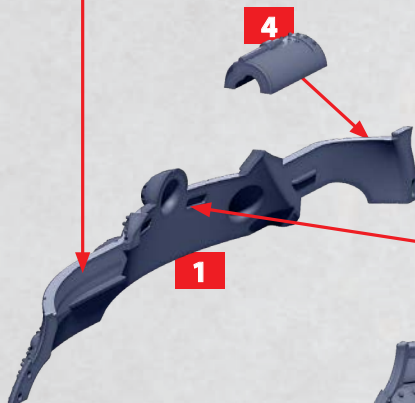


8



7


SIDE B FOR VESALIUS CLASS
SHIPS



1



4




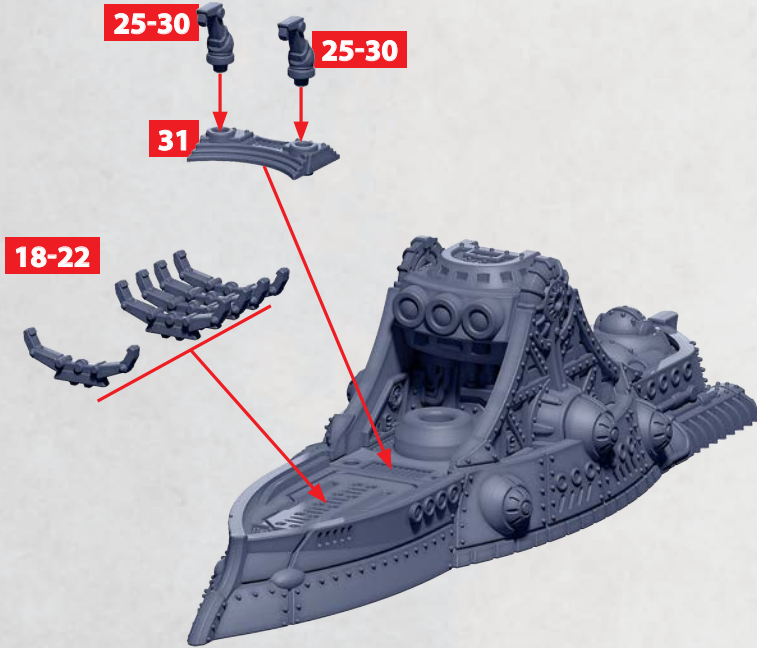
2



3


ORIGEN CLASS LATHE SHIP

PARTS CAN BE FOUND ON THE ENLIGHTENED ADVANCED SQUADRONS SPRUES




NEWTON CLASS VOID-ENGINE CRUISER

PARTS CAN BE FOUND ON THE ENLIGHTENED ADVANCED SQUADRONS SPRUES



VESALIUS CLASS CETACEAN SURGICAL SHIP

PARTS CAN BE FOUND ON THE ENLIGHTENED ADVANCED SQUADRONS SPRUES



ZUMEENA CLASS CAPACITOR SHIP

PARTS CAN BE FOUND ON THE ENLIGHTENED ADVANCED SQUADRONS SPRUES

